

XLR PLUS

Balanced Flue Gas Fireplace



XLR Plus with logs and Martini fog grey front.



XLR Plus with logs and Martini lava red front.

HEAT & GLO™

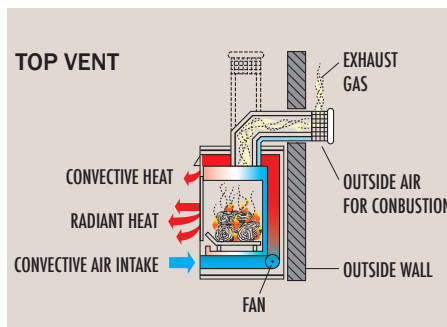
No one builds a better fire

Modern Marvel

Downtown, uptown, and everywhere in between, when looks matter, it's your style. Mix and match with modern décor. A fireplace so cool, its hot and highly efficient at setting the mood.



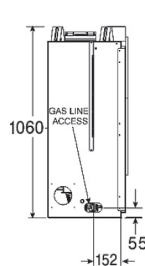
XLR Plus with Porcelain base and Tonic Fog Grey front.



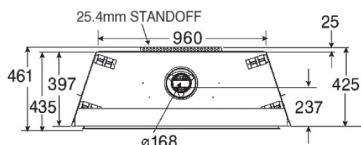
XLR PLUS Specifications

MODEL	HEIGHT		FRONT WIDTH		BACK WIDTH		DEPTH		mjh INPUT	kWh OUTPUT
	Actual	Framing	Actual	Framing	Actual	Framing	Actual	Framing		
XLR-PLUS	1006	1070	1220	1270	960	1270	410	460	NG 26 LPG 26	NG 5.9 LPG 5.5

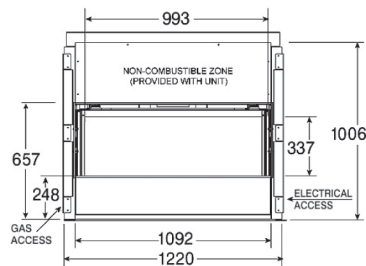
LEFT SIDE VIEW



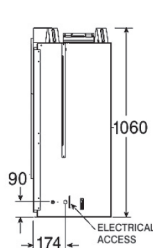
TOP VIEW



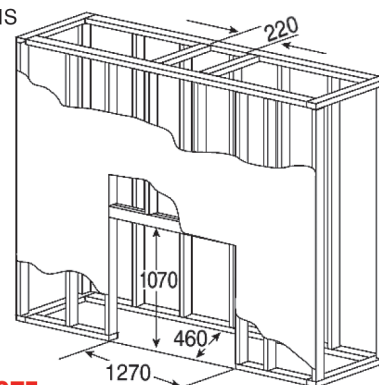
FRONT VIEW



RIGHT SIDE VIEW



FRAMING DIMENSIONS



PLEASE NOTE

- Unit **must** be installed prior to plastering.
- Frame opening is greater than plaster opening.

Dimensions shown above are in millimetres. Reference dimensions only. We recommend measuring individual units at installation. Assume the use of 10mm plaster.

NOTE: Combustible material should not be installed over the face. Make sure you do NOT cover the decorative door opening.

Refer to installation manual for detailed specifications on installing this product. Heat & Glo reserves the right to update units periodically. The flame and ember appearance may vary based on the type of fuel burned and the venting configuration used. Pictures in this brochure are not the true representation of the fireplace and/or flames.

Front options:



Martini Front
Angle mitred frame
with tinted glass



Tonic front
One piece
frame with mesh

Front finishes:

Rich finishes, both distinctive and stylish.



Graphite



Fog Grey



Lava Red



Stainless Steel
(Tonic only)

Media:

Customise the fire with glass in three colours, as well as logs or pebbles.



Black Glass



Amber Glass



Cobalt Glass



Crystal Clear Glass



Pebbles



Logs

Features: Modern slimline design, shallow depth, zero clearance, Intellifire PLUS Ignition System, balanced flue technology, selection of fronts, colours and media.

Approval No: GSCS20194

Call into your nearest Jetmaster showroom

NSW 10 Martin Ave, Arncliffe 02 9597 7222
167 Eastern Valley Way, Castlecrag 02 9958 1777
3/10 Salisbury Rd, Castle Hill 02 9680 7279
17A Lyell St, Mittagong 02 4872 2234
334 Brunker Rd, Adamstown, Newcastle 02 4952 9299

QLD 59 Pineapple St, Zillmere 07 3263 4955
SA 19 Marlow Rd, Keswick, Adelaide 08 8371 1222
VIC 444 Swan St, Victoria 03 9429 5573
WA 277 Lord St, East Perth 08 9228 2600

www.jetmaster.com.au

Disclaimer: All products are subject to availability and may be changed without notice.



HEAT & GLO
No one builds a better fire